


















Architectural COLOR CHART



SIGNATURE® 300 Standard Colors 70% PVDF RESIN

 HARBOR BLUE ★ SR .28 SRI 27	 COLONIAL RED ★ SR .34 SRI 36	 MEDIUM BRONZE ★ SR .33 SRI 35	 PACIFIC BLUE ★ SR .29 SRI 30
 SNOW WHITE ★ SR .65 SRI 78	 SLATE GRAY ★ SR .37 SRI 41	 ALMOND ★ SR .63 SRI 75	 MIDNIGHT BRONZE ★ SR .29 SRI 30
 EVERGLADE ★ SR .33 SRI 35	 BROWNSTONE ★ SR .47 SRI 54	 TUNDRA ★ SR .46 SRI 53	 SPRUCE ★ SR .36 SRI 39
 BRITE RED ★ SR .49 SRI 56	 HUNTER GREEN ★ SR .35 SRI 37	 CLASSIC GREEN ★ SR .27 SRI 27	 NATURAL PATINA ★ SR .41 SRI 46
 BONE WHITE ★★ SR .70 SRI 85			

Note: Metallic coatings are directional. Panels and trim must be installed oriented in the same direction to prevent perceived shade variances. Directional arrows are on the back side of panels and trim to aid in the proper orientation.

SIGNATURE® 200 Standard Colors SILICONIZED POLYESTER

 BURNISHED SLATE ★ SR .28 SRI 29	 POLAR WHITE ★★† SR .58 SRI 69	 CHARCOAL GRAY ★ SR .27 SRI 27
 RUSTIC RED ★ SR .36 SRI 39	 KOKO BROWN ★ SR .28 SRI 29	 FERN GREEN ★ SR .27 SRI 27
 HAWAIIAN BLUE ★ SR .32 SRI 33	 LIGHT STONE ★ SR .50 SRI 58	 COAL BLACK ★ SR .28 SRI 28
 SOLAR WHITE ★★ SR .74 SRI 91		

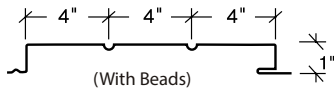
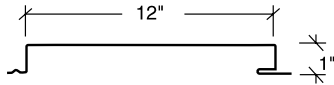
SIGNATURE® 300 Metallic

70% PVDF RESIN

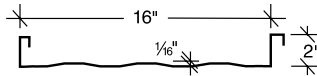
 COPPER METALLIC ★ SR .46 SRI 51
 SILVER METALLIC ★ SR .52 SRI 58

www.a-s.com

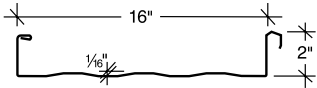
Architectural Panel Profiles




Artisan® Series



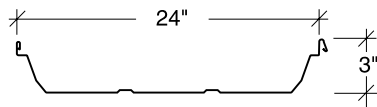
BattenLok® HS
Field Seamed System



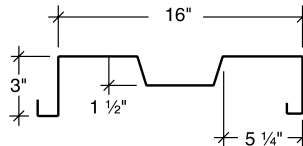
SuperLok®
Field Seamed System



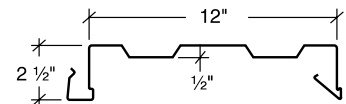
LokSeam®
Snap-Together System



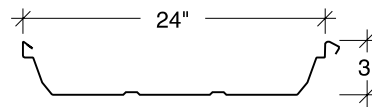
Ultra-Dek®
Snap-Together System



ShadowRib™
WALL PANEL



NuWall®
WALL PANEL



Double-Lok®
Field Seamed System

	SIGNATURE® 200, SIGNATURE® 300 & SIGNATURE® 300 METALLIC		GALVALUME® PLUS		
	24 GA.	22 GA.	26 GA.	24 GA.	22 GA.
ARTISAN®					
8" Wide	■	■	●	●	●
10" Wide	■	■	●	●	●
12" Wide	■	■	●	●	●
BATTENLOK® HS					
12" Wide	■	■		●	●
16" Wide	■	■		●	●
LOKSEAM®					
12" Wide	■	■	●	■	■
16" Wide	■	■		■	■
18" Wide	■	■		■	■
NUWALL®					
12" Wide	■	■		●	●
SHADOWRIB®					
16" Wide	■	■		●	●
SUPERLOK®					
12" Wide	■	■	●	●	●
16" Wide	■	■	●	●	●
ULTRA-DEK & DOUBLE-LOK®					
12" Wide	■	■		●	●
18" Wide	■	■		●	●
24" Wide	■*	■		●	●

● Available in any quantity, no minimum required.
 ■ Minimum quantity may be required.
 * Signature® 200 White available in any quantity.

- Final color selection should be made from actual color chips.
- See product selection chart for gauge and color availability.
- All products available in smooth or embossed finish.
- Heavier gauges, narrower widths, striations and embossing minimize "oil canning."

- All Signature® 300 and 300 Metallic are low gloss colors.
- A 25-year limited paint warranty available for all colors upon written request. (Outside the continental United States, please inquire.)
- Signature® is a registered trademark of NCI Group, Inc.
- ★ ENERGY STAR Qualified Color through our Energy Star partners MBCEI.

- * Availability in certain areas may be restricted or require a surcharge.
- † Polar White is a Straight Polyester.

