




# ValueExpress *Plus*™



**REAL PEOPLE. REAL PRODUCTS. REAL SOLUTIONS.**

[www.a-s.com](http://www.a-s.com)

## Design and price your structure in minutes, online, using our web-based system. It's fast, easy and incredibly economical.

If you need a low-complexity building and you need it quickly, look no further than **ValueExpressPlus**. Our advanced web-based system greatly simplifies the ordering process, allowing you to generate a metal building quote based on your specifications in a matter of minutes.

**ValueExpressPlus** significantly reduces the amount of time it takes to detail and design projects by automating core functions. Time-consuming tasks, such as charting area building codes, detailing eave and rake conditions, and determining which materials to include for a particular roof slope are all instantly performed by the system.

Best of all, **ValueExpressPlus** offers an impressive variety of options and accessories. Users can choose from a wide array of features, including:

- Clear span gable or single slope
- Numerous bay spacing options
- Factory located framed openings in varying sizes, including trim
- Up to 5-foot canopies and 5-foot purlin extensions
- AVP/PBR/VistaShadow panel profiles and interior liner panels
- Roof slopes from ½:12 through 4:12

**ValueExpressPlus** gives A&S Authorized Builders the power to:

- Take full control of low-complexity projects that don't require custom engineering
- Manage projects through an advanced dashboard that gives you the power to share, copy and modify quotes instantly
- Identify applicable codes and loads through a proprietary program that works in tandem with Google Maps
- Take advantage of our 3-Week Shipping guarantee—a great option when fast turnaround is a top priority

**NOTE:** A&S Authorized Builders must have an account and a password to sign in to **ValueExpressPlus**. If you do not have an account, call **ValueExpressPlus** Support at 877-749-5963 or contact [expressplus@ncigroup.com](mailto:expressplus@ncigroup.com) to set one up.

### In just a few steps, you can design and price your building to your specifications:

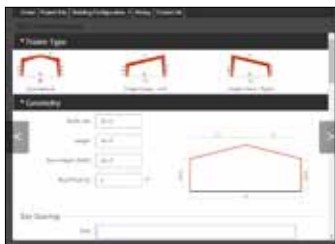
#### Step One:

Identify building location - codes for your region will auto calculate



#### Step Two:

Input building dimensions, roof style, bay spacing



#### Step Three:

Determine girts, purlins, endwall frames, main frames, bracing



#### Step Four:

Select roof and wall panels, rake and eave trim, colors



#### Step Five:

Choose accessories: doors, windows, vents, insulation, etc.



#### Step Six:

Order drawings, arrange shipping, calculate price



## Building Specifications

### Clear Span Gable

Width: 15' to 100'  
Length: 20' to 500'  
Eave Height: 10' to 26'

### Clear Span Single Slope

Width: 15' to 60'  
Length: 20' to 500'  
Eave Height: Low side  
10' – 26'

### Sidewall Bays

Up to 30'

### Endwall Bays

Adjustable based on width

### Roof Slope

½:12 through 4:12

### Girt Condition

Bypass or Flush

### Frame Type

Non-Expandable Bearing Frame (Half Load), Non-Expandable Rigid Frame (Half Load), Expandable Rigid Frame (Full Load)

### Shape

Tapered or Straight Columns

### Roof Panels

PBR, UltraDek, DoubleLock

### Wall Panels:

AVP and PBR  
Optional: A&S Vistashadow panel, Caryville, TN, fabrication only. Contact **ValueExpressPlus** for details.

### Load Restrictions

100 psf ground snow  
170 mph wind

## Bracing Types

X-bracing (cable or rod), portal frame

## Accessories

Purlin and canopy roof extensions  
Windows  
Gutters and downspouts  
Vents  
Framed opening flashing  
Light transmitting panels  
Interior wall liner panels  
Walkdoors  
Multiple base trim options  
At-eave canopies (hot-rolled member sitting on top of frame) up to 5'0

## Additional Capabilities









Wainscoting  
Transverse partitions at frame line  
Endwall tie into existing building (trim only, no structural tie-in)  
Hot-dipped galvanize  
Insulation

## Signature® 200 and Signature® 300 Color Options

### Signature® 200

Hawaiian Blue		Saddle Tan	
Crimson Red		Desert Sand	
Fern Green		Polar White	
Burnished Slate		Rustic Red	
Koko Brown		Light Stone	
Charcoal Gray		Cobalt Blue	
Ash Grey		Solar White	

### Signature® 300

Medium Bronze		Brownstone	
Snow White		Brite Red	
Slate Gray		Harbor Blue	
Almond			
Classic Green			



A&S Building Systems  
1880 Hwy. 116  
P.O. Box 53  
Caryville, TN 37714  
P: 800.274.2100 or 865.426.2141  
F: 865.426.2011

#### QUESTIONS?

Call Value ExpressPlus: 877.479.5963  
E-mail: [ExpressPlus@ncigroup.com](mailto:ExpressPlus@ncigroup.com)

Descriptions and specifications contained herein were in effect at the time this publication was approved for printing. In a continuing effort to refine and improve products, A&S reserves the right to discontinue products at any time or change specifications and/or designs without incurring obligation. To ensure you have the latest information available, please inquire or visit our website at [www.a-s.com](http://www.a-s.com). Application details are for illustration purposes only and may not be appropriate for all environmental conditions, building designs or panel profiles. Projects should be designed to conform to applicable building codes, regulations and accepted industry practices. If there is a conflict between this manual and project erection drawings, the erection drawings will take precedence.